



DELTA STONE
P R O D U C T S

NATURAL STONE THIN VENEER




DELTA STONE NATURAL STONE THIN VENEER

Natural Stone Thin Veneer is simply real stone cut thin. By taking the traditional full bed depth building stone (3-5" thick) and cutting 3/4" to 1-1/4" off the face, we are able to provide a thin, natural stone alternative to manufactured stone. The thin natural stone provides the aesthetics of the full bed depth veneers while allowing it to be similar in cost and installation to manufactured stone.


Natural stone thin veneer is ideal for interior and exterior use. Corner pieces are cut in L-shaped dimensions to resemble full veneer. Thin veneer is available in a variety of colors and stone types including limestone, sandstone, quartzite, quartzitic sandstone and granite.




Timpanogos Gray ledge



Cherry Hill



Bear River Cobble



Berkshire



Timpanogos Squares and Recs



Mountain Valley Tumbled Rubble



Mountain Blend Tumbled



Sterling Tumbled





Wellington Cobble



Mountain Valley Tumbled Builders



Rocky Mountain Moss



Rockford Estates



Hillside Blend



Hillside Blend Tumbled



Choctaw Ledge



Gray Ledge



Hillside Blend




PLATINUM FABRICATOR
ANSI/NSC 373-2013
C0349518-100



Highland



Leuders Limestone



Mesa Blend



Choctaw



Wolf Creek Moss



Mountain Blend



Ibex



White Mountain



West Desert



Jackson Ledge



Choctaw




Apache Squares and Recs



Seashell



Mountain Valley Natural Blend



Desert Sunset



Mountain Valley Natural Blend



Mountain Valley Tumbled Squares and Recs



Rustic Gold



Cherokee Strip



Red Ledges Blend



Sterling Tumbled and Wellington Cobble



Mountain Valley Builders




Mountain Valley Sawn Builders



Mountain Valley Squares and Recs



Mountain Valley Builders



Mountain Valley Quarry Blend



Mountain Valley Quarry Blend



Mountain Valley Rubble



Mountain Valley Natural Blend



East Desert



Jericho



Tempest



Yosemite



Yucatan



Hillside Rubble



Park City Gold

CAPS



Mountain Valley Stone

A rectangular stone capstone with a rough, weathered texture. The color is a mix of light tan and beige, with some darker spots.


Rustic Gray

A rectangular stone capstone with a rough, weathered texture. The color is a mix of light tan and beige, with some darker spots.

Cherry Hill

A rectangular stone capstone with a rough, weathered texture. The color is a mix of light tan and beige, with some darker spots.

Mountain Blend

A rectangular stone capstone with a rough, weathered texture. The color is a mix of light tan and beige, with some darker spots.

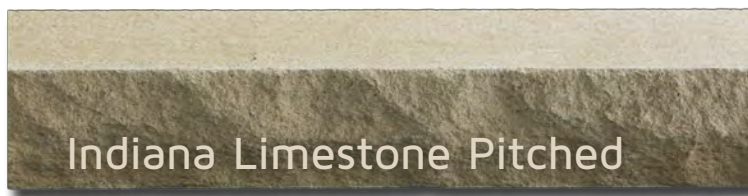
Seashell

A rectangular stone capstone with a rough, weathered texture. The color is a mix of light tan and beige, with some darker spots.

Tweed

A rectangular stone capstone with a rough, weathered texture. The color is a mix of light tan and beige, with some darker spots.

Indiana Limestone Smooth

A rectangular stone capstone with a smooth, polished surface. The color is a mix of light tan and beige, with some darker spots.

Indiana Limestone Pitched

A rectangular stone capstone with a rough, weathered texture. The color is a mix of light tan and beige, with some darker spots.



DELTA STONE
P R O D U C T S

ARCHITECTURAL LEDGE THIN VENEER


Standard Blend 2, 3 and 5 inch Heights (Custom Heights Available Upon Request)



Mount Olympus



Bald Mountain



Mount Nebo



Sunrise Peak


ARCHITECTURAL STONE

Delta Stone Products excels in the fabrication of natural stone for custom building projects. We offer the following products in a variety of sandstone and limestone products.

Window Surrounds • Arches • Lintels • Keystones • Sinks
Windowsills • Columns • Balusters • Caps • Fireplaces




Fireplace Surrounds



Pool Coping



Fire Pits



Arches



2276 SOUTH DANIELS ROAD
HEBER CITY, UT 84032

PHONE: 435.654.3336
FAX: 435.654.0154

DELTASTONEPRODUCTS.COM